

# 3Q 2024 Earnings Release

---

2024 October 31th



# Disclaimer

---

This report has been prepared by HD Hyundai Mipo Dockyard Co., Ltd., indicated as "Company" below for the purpose of promoting understanding of the company's business activities and it is prohibited to export, copy or redistribute the report.

"Predictive information" contained in this report is information that has not been subjected to individual verification. This refers to information related to future events, such as expected future management status and financial performance of the company. In terms of expressions, vocabulary such as ' prediction', ' forecast ', ' plan ', ' expectation ', '(E) ' are included.

The above "forecast information" is influenced by changes in the future business environment and inherently contains uncertainties. As a result of such uncertainties, actual future performance may significantly differ from those stated or implied in the "forecast information".

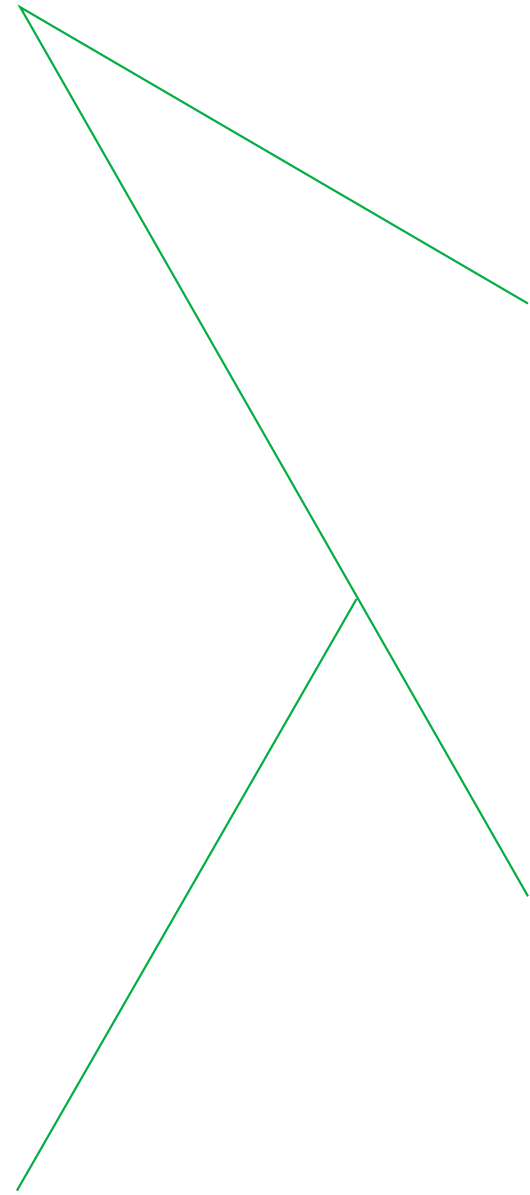
Furthermore, the outlook is based on current market conditions and the direction of the company management. Please be advised that changes may occur due to changes in the market environment and strategies, and are subject to change without notice.

Please note that the Company and its employees do not bear any responsibility for any loss resulting from the use of this material. (Including negligence and other cases)

Please do not copy or distribute this material as it contains the confidential information of the Company.

# **Contents**

1. 3Q 2024 HD HMD Consolidated Earnings
2. Consolidated Financial Results by Business Segments
3. Non-operating Profit and Net Income
4. Financial Ratios



# 1. 3Q 2024 HD HMD Consolidated Earnings

## 3Q24 Earnings

✓ Sales: Sales decreased QoQ -4.6% due to decreased working days

✓ OP: OP increased QoQ 102.3% due to enhanced product mix and process stabilization

(Unit: bn KRW)

Categories	3Q23	2Q24	3Q24	QoQ	YoY
Sales	993.8	1,129.1	1,077.6	-4.6%	8.4%
Operating Profit	-7.8	17.4	35.2	102.3%	Turned to Profit
OPM (%)	-0.8%	1.5%	3.3%	+1.8%p	+4.1%p
Non-operating Income	21.5	18.2	-32.4	-	-
EBIT	9.7	29.0	26	-91.0%	-73.2%
Net Income in Controlling Interest	9.3	27.5	-2	Turned to Loss	Turned to Loss

Note 1 : K-IFRS Consolidated Financial Statements Basis

## 2. Consolidated Financial Results by Business Segments

### Financial Results by Major Subsidiaries

(Unit: bn KRW)

Categories	3Q 2023			2Q 2024			3Q 2024		
	Sales	Operating Profit		Sales	Operating Profit		Sales	Operating Profit	
			%			%			%
HD Hyundai Mipo(HQ)	986.3	-10.5	-1.1	1,114.4	10.4	0.9	1,061.7	27.4	2.6
HD Hyundai Vietnam Shipbuilding	175.3	2.9	1.7	220.1	5.7	2.6	210.6	8.1	3.8
Others and Consolidated Adjustment	-167.8	-0.2	-	-205.4	1.3	-	-194.7	-0.3	-
<b>Total</b>	<b>993.8</b>	<b>-7.8</b>	<b>-0.8</b>	<b>1,129.1</b>	<b>17.4</b>	<b>1.5</b>	<b>1,077.6</b>	<b>35.2</b>	<b>3.3</b>

Note 1. K-IFRS Consolidated Financial Statement Basis

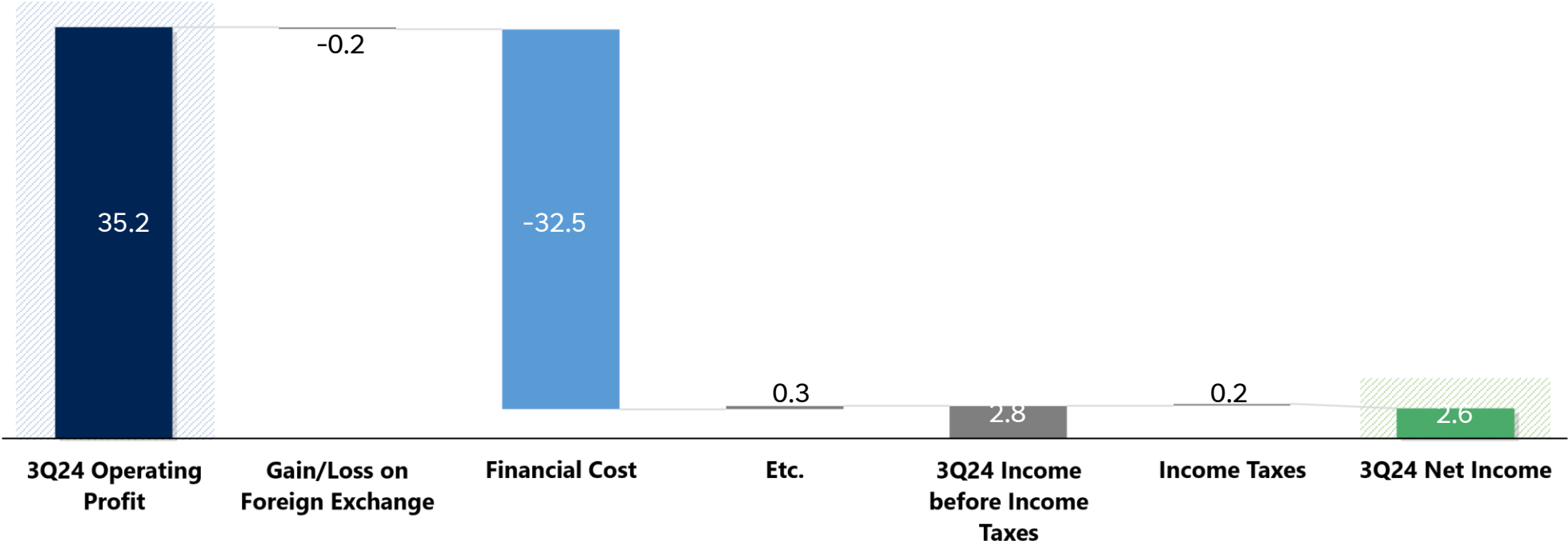
Note 2. Others : HD Hyundai E&T

Note 3. Total is HD Hyundai Mipo Consolidated Basis

### 3. Non-Operating Profit and Net Income

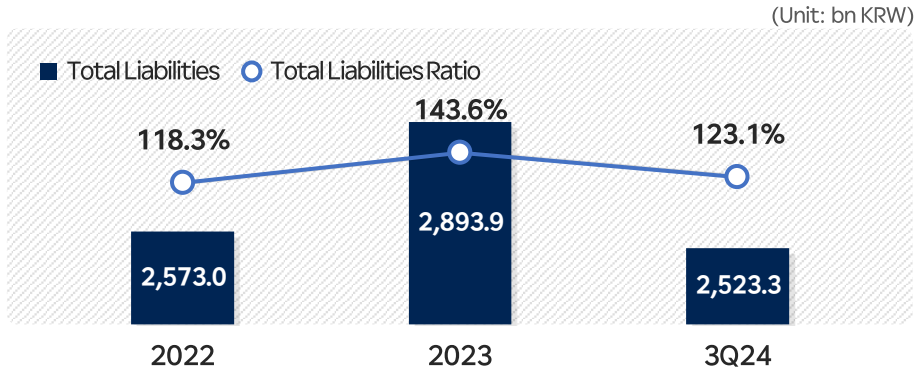
## 3Q 24 Non-operating Profit and Net Income

(Unit: bn KRW)

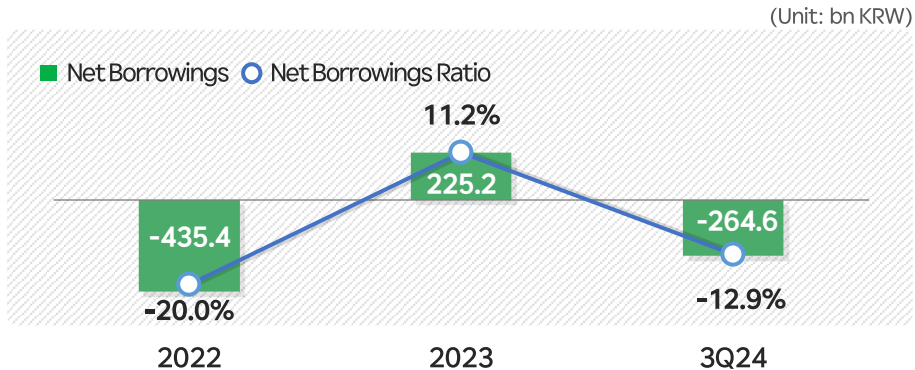


## 4. Financial Ratios

### Consolidated Liabilities Ratio



### Consolidated Borrowings Ratio



Note 1 : K-IFRS Consolidated Financial Statements Basis

### Consolidated Statement of Financial Positions

(Unit: bn KRW)

Categories	3Q24	2023	2022
Current Assets	2,410.4	2,799.4	2,724.5
Cash & Cash Equivalents	439.2	349.1	543.1
Non-Current Assets	4,573.0	4,909.1	4,748.3
<b>Total Assets</b>	<b>2,379.3</b>	<b>2,735.4</b>	<b>2,499.1</b>
Current Liabilities	174.6	574.3	107.7
Non-Current Liabilities	2,523.3	2,893.9	2,573.0
<b>Total Liabilities</b>	<b>592.2</b>	<b>586.8</b>	<b>575.5</b>
Others	1,457.5	1,428.4	1,599.8
<b>Retained Earnings</b>	<b>2,049.7</b>	<b>2,015.2</b>	<b>2,175.3</b>
Current Ratio (A/B)	101.3%	102.3%	109.0%
Liabilities Ratio (D/E)	123.1%	143.6%	118.3%
Borrowing Ratio (C/E)	8.5%	28.5%	5.0%

Note 1 : Cash & Cash Equivalents figure includes short-term financial instruments

